

electrical wiring diagram for

B.PRO COOK

BC I-flex 1

BC I-flex 2

BC I-flex 3

230V / 1 / N / PE / 50 / 60Hz

400V / 3 / N / PE / 50 / 60Hz

I-flex 1 - 3,352 kW

I-flex 2 - 6,352 kW

I-flex 3 - 9,352 kW

Technische Änderungen vorbehalten.

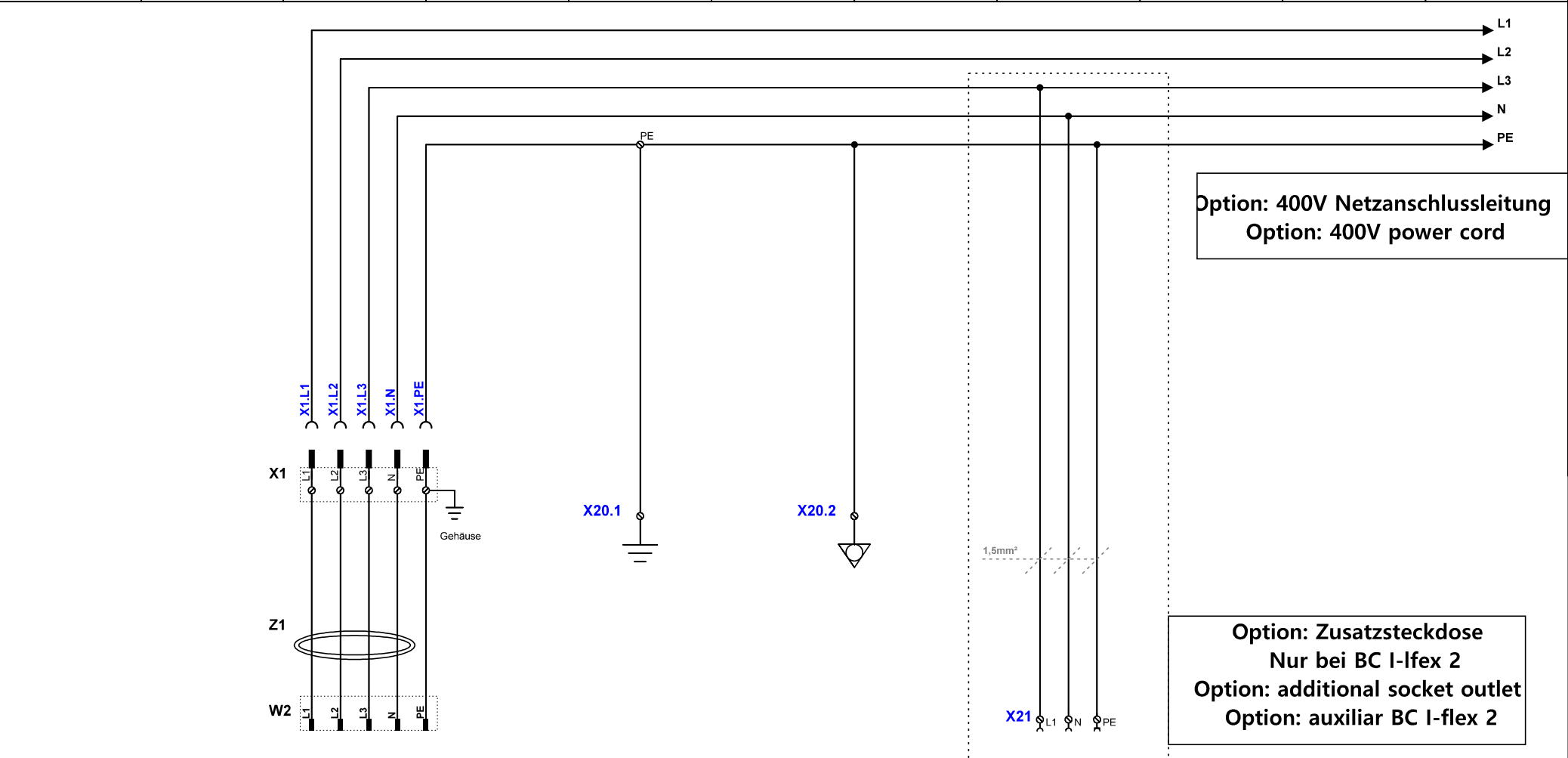
Artikel-Nummer sind immer dem jeweiligen FAUF zu entnehmen

Reserve technical changes.

Item number are the respective one To take FAUF

| Änderungsdokumentation | | | | | |
|------------------------|----------------|--------|----------------|--|------------|
| Datum | Änderungsindex | Name | Dokumenten-Nr. | Beschreibung | Blattseite |
| 23.10.2109 | 322.169.19 | Dieter | 1000367014/2 | Kontaktbezeichnug Türüberwachung, HV-Überwachung, Aktivkohleüberwachung korrigiert | 7 |
| 04.10.2021 | 322.076.21 | Maric | 1000367014/3 | Logo Umstellung | |
| | | | | | |
| | | | | | |
| | | | | | |
| | | | | | |
| | | | | | |
| | | | | | |
| | | | | | |
| | | | | | |
| | | | | | |
| | | | | | |
| | | | | | |
| | | | | | |
| | | | | | |
| | | | | | |
| | | | | | |
| | | | | | |
| | | | | | |
| | | | | | |

| | | | | | | | | | |
|---|-------------------------|---|-------------|-------------------------|----------------------|---------------------|------------|-------------|--|
| Index | Änd.-Nr / Rev.-No. | Änderungsbeschreibung / description of modification | | | | Datum / date | | Name / name | |
| <div>B.PRO</div> <div>B.PRO GmbH Fiehlinger Straße 59 75038 Oberderdingen</div> | | Datum / date | Name / name | Benennung / description | zugewiesene Mat.Nr.: | Unterlagenart: | | | |
| | gezeichnet: drawn: | 17.10.2019 | Timo Dieter | Schaltplan | assigned item-no: | document type: SP | | | |
| | geprüft: checked: | 18.10.2019 | P. Wirth | B.PRO Cook | 170202 | DIN-Format: | | | |
| | genehmigt: approved: | | | BC I-flex 1, 2, 3 | | std. paper-size: A4 | | | |
| | | | | Bemerkung / notice | Dokument (DIS) Nr.: | Druckdatum: | | | |
| | | | | | document-no: | 1000367014/3 | 11.11.2021 | | |
| | | | | | Blatt: | 2 | von: | 9 | |



X1
power supply terminal
105494

X20.1
ground

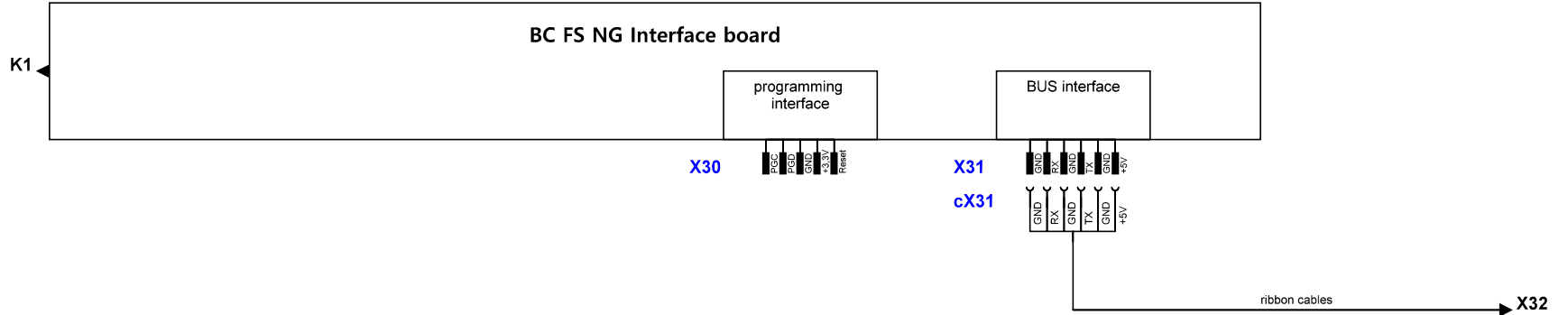
X20.2
potential equalisation

X21
socket outlet
*Item number are the respective one
To take FAUF*

W2
power cord
106702

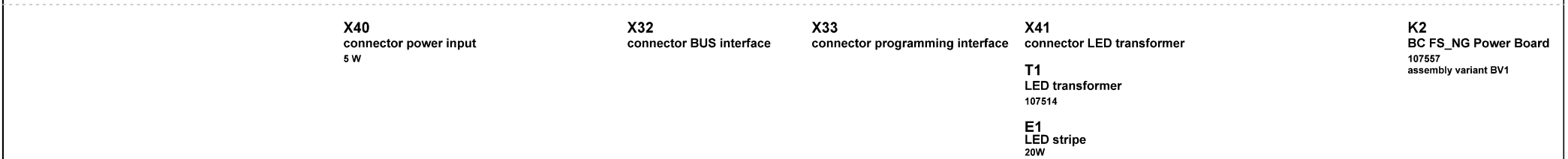
Z1
ringcore
107437

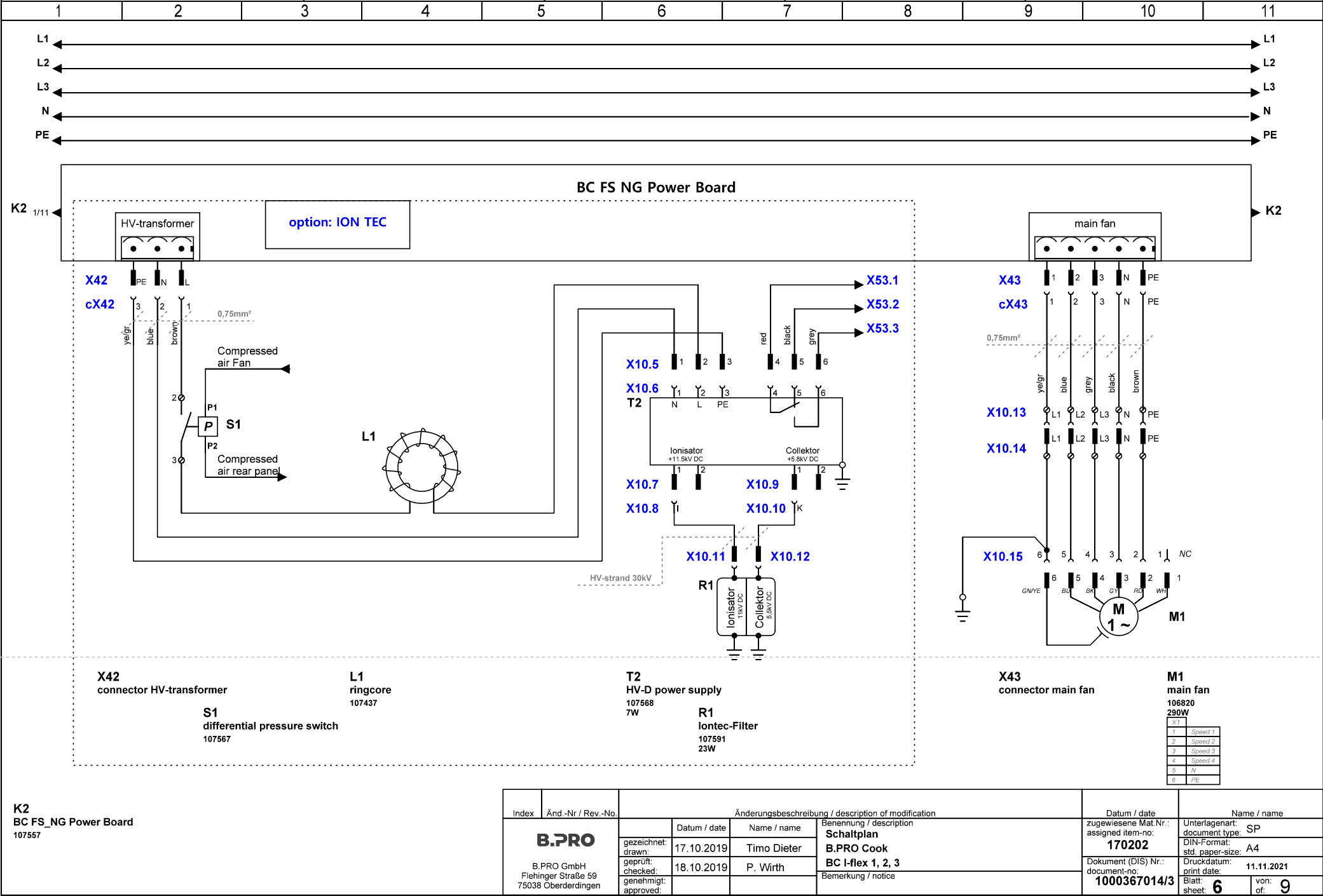
| Index | Änd.-Nr / Rev.-No. | Änderungsbeschreibung / description of modification | | | | Datum / date | Name / name | |
|---|--------------------|---|--------------|-------------|--------------------------|---|----------------------------------|-------------------|
| | | gezeichnet: drawn: | Datum / date | Name / name | Benennung / description | zugewiesene Mat.Nr.: assigned item-no: | Unterlagenart: document type: | |
| B.PRO B. PRO GmbH Flehinger Straße 59 75038 Oberderdingen | | geprüft: checked: | 17.10.2019 | Timo Dieter | Schaltplan | 170202 | DIN-Format: std. paper-size: | SP A4 |
| | | genehmigt: approved: | 18.10.2019 | P. Wirth | BC I-flex 1, 2, 3 | Dokument (DIS) Nr.: document-no: | Druckdatum: print date: | 11.11.2021 |
| | | | | | Bemerkung / notice | 1000367014/3 | Blatt: sheet: | 3 |
| | | | | | | | von: of: | 9 |

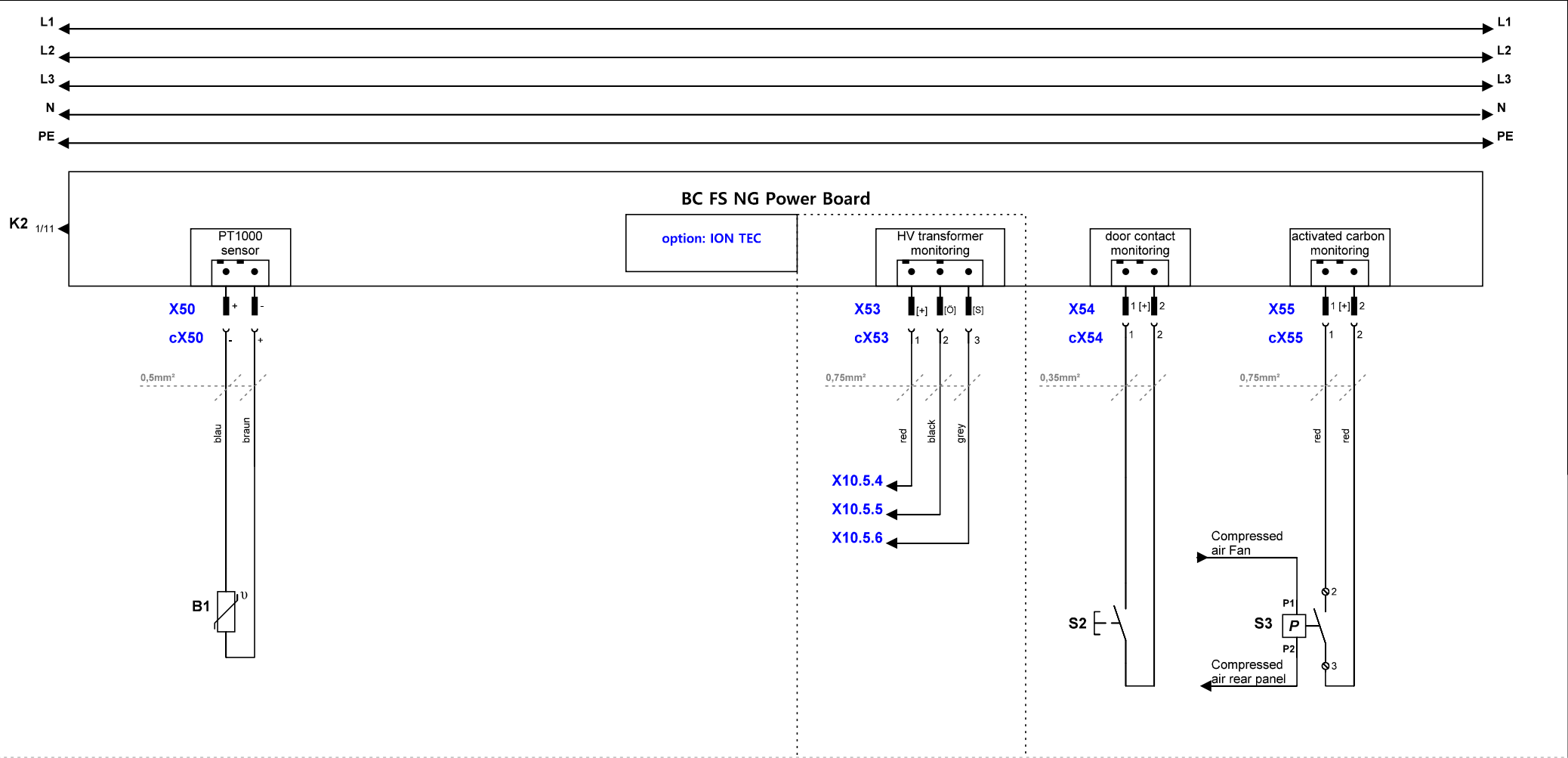


X31
connector BUS interface

| | | | | | | | | | | |
|--|-------------------------|---|--------------|-------------|--------------------------|---|--------------|---------------------------------|-------------|------------|
| | | | | | | | | | | |
| Index | Änd.-Nr / Rev.-No. | Änderungsbeschreibung / description of modification | | | | | Datum / date | | Name / name | |
| B.PRO B.PRO GmbH Fiehinger Straße 59 75038 Oberderdingen | | | Datum / date | Name / name | Benennung / description | zugewiesene Mat.Nr.: assigned item-no: | | Unterlagenart: document type | | |
| | gezeichnet: drawn: | 17.10.2019 | | Timo Dieter | Schaltplan | 170202 | | SP | | |
| | geprüft: checked: | 18.10.2019 | | P. Wirth | B.PRO Cook | | | DIN-Format: std. paper-size: | | |
| | genehmigt: approved: | | | | BC I-flex 1, 2, 3 | | | A4 | | |
| | | | | | Bemerkung / notice | Dokument (DIS) Nr.: document-no: | | Druckdatum: print date: | | |
| | | | | | | 100367014/3 | | 11.11.2021 | | |
| | | | | | | | | Blatt: sheet | 4 | von: of |
| | | | | | | | | | | 9 |








| | | | | |
|---|--|---|---|--|
| <div>K2</div> <div>BC FS_NG Power Board</div> <div>107557</div> | <div>X50</div> <div>connector PT1000</div> <div><div>B1</div><div>PT1000</div><div>107595</div><div>temperature monitoring</div></div> | <div>X53</div> <div>connector HV Monitoring</div> | <div>X54</div> <div>connector door contact monitoring</div> <div><div>S2</div><div>solenoid switch</div><div>105920</div></div> | <div>X55</div> <div>connector activated carbon monitoring</div> <div><div>S3</div><div>differential pressure switch</div><div>107567</div></div> |
|---|--|---|---|--|

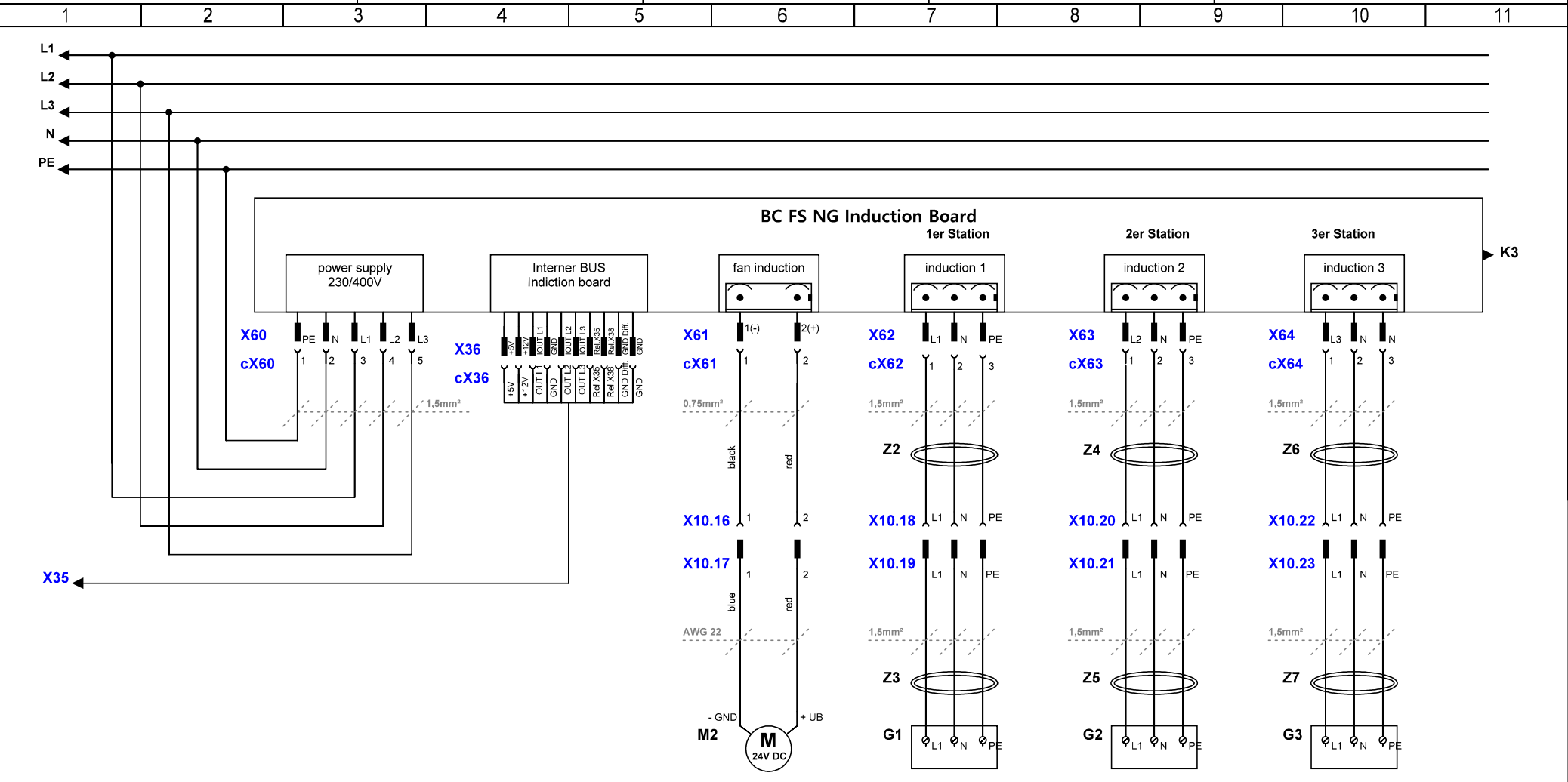
| Index | Änd.-Nr / Rev.-No. | Änderungsbeschreibung / description of modification | | | | Datum / date | Name / name | | |
|--|--------------------|---|--------------|-------------|--------------------------|--|---|---------------------------|----------------------|
| <div>B.PRO</div> <div>B.PRO GmbH Flehinger Straße 59 75038 Oberderdingen</div> | | | Datum / date | Name / name | Benennung / description | zugewiesene Mat.Nr.: assigned item-no: 170202 | Unterlagenart: document-type: DIN-Format: std. paper-size: | SP A4 | |
| | | gezeichnet: drawn: | 17.10.2019 | Timo Dieter | Schaltplan B.PRO Cook | Dokument (DIS) Nr.: document-no: 1000367014/3 | Druckdatum: print date: 11.11.2021 | Blatt: sheet: 7 | von: of: 9 |
| | | geprüft: checked: | 18.10.2019 | P. Wirth | BC I-flex 1, 2, 3 | | | | |
| | | genehmigt: approved: | | | Bemerkung / notice | | | | |



X34
Connector RS-232 interface

X35
connector BUS interface

| Index | Änd.-Nr. / Rev.-No. | Änderungsbeschreibung / description of modification | | | | Datum / date | Name / name | |
|---|---------------------|---|--------------|-------------|-------------------------|---|---------------------------------------|---------------|
| <div><div>B.PRO</div><div>B. PRO GmbH Flehinger Straße 59 75038 Oberderdingen</div></div> | | | Datum / date | Name / name | Benennung / description | zugewiesene Mat.Nr.: assigned item-no: | Unterlagenart: document type: SP | |
| | | gezeichnet: drawn: | 17.10.2019 | Timo Dieter | Schaltplan | 170202 | DIN-Format: std. paper-size: A4 | |
| | | geprüft: checked: | 18.10.2019 | P. Wirth | BC I-flex 1, 2, 3 | Dokument (DIS) Nr.: document-no: | Druckdatum: print date: 11.11.2021 | |
| | | genehmigt: approved: | | | Bemerkung / notice | 1000367014/3 | Blatt: sheet: 8 | von: of: 9 |



| | | | | | | |
|--|---------------------------------------|---|---|---|---|---|
| X60 connector inductionboard input 10,8kW | X36 connector BUS interface | X61 connector induction fan M2 induction fan 7W 107584 | X62 connector Gen. 1 G1 Generator 3000W | X63 connector Gen. 2 G2 Generator 3000W | X64 connector Gen. 3 G3 Generator 3000W | K3 BC FS NG Induction Board 107558 Z2 - Z7 snap ferrite 107596 |
|--|---------------------------------------|---|---|---|---|---|

| Index | Änd.-Nr / Rev.-No. | Änderungsbeschreibung / description of modification | | | | Datum / date | Name / name | |
|---|--------------------|---|----------------------------|----------------------------|--|--|-------------------------------------|----------------------|
| B.PRO B.PRO GmbH Fleisinger Straße 59 75038 Oberderdingen | | gezeichnet: drawn: | Datum / date 17.10.2019 | Name / name Timo Dieter | Benennung / description Schaltplan | zugewiesene Mat.Nr.: assigned item-no: 170202 | Unterlagenart: document type: SP | |
| | | geprüft: checked: | 18.10.2019 | P. Wirth | BC I-flex 1, 2, 3 | Dokument (DIS) Nr.: document-no: | DIN-Format: std. paper-size: A4 | |
| | | genehmigt: approved: | | | Bemerkung / notice | Druckdatum: print date: 11.11.2021 | Blatt: sheet: 9 | von: of: 9 |
| | | | | | | 1000367014/3 | | |